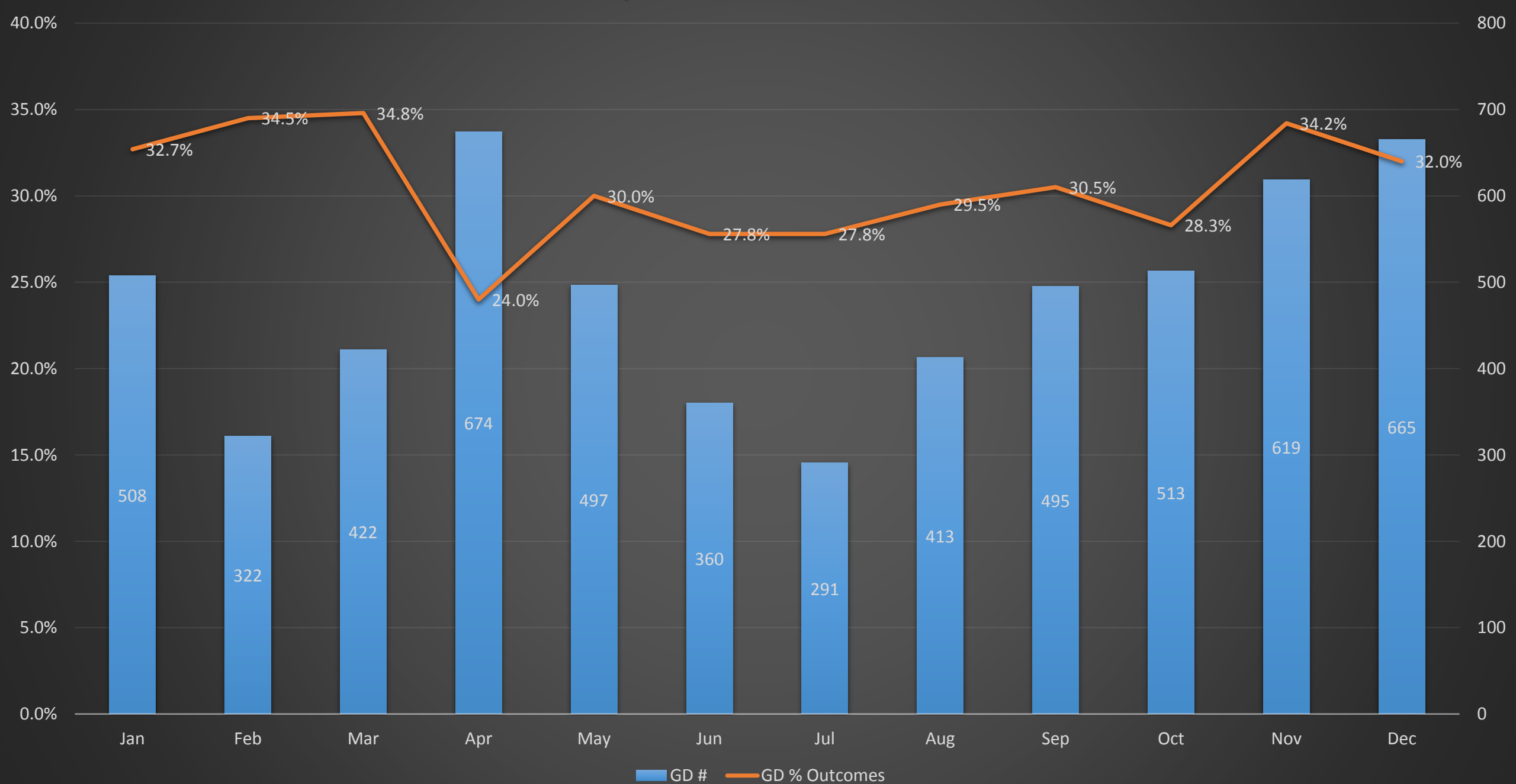




Living in Hackney Scrutiny Commission
31st January 2019

Jan 2018 - Dec 2018 Stop & Search Volumes & Positive Outcomes



Trends in Stop and Search - Totals

Between January and December 2018....5794 Stop & Searches were carried out in Hackney.

Overall 30.5% of the searches have resulted in a positive outcome. Positive results are broken down as follows -

- 18.6% arrests

- 2.3% cannabis warnings

- 2.3% PNDs

- 0.7% postal charges

- 6.6% community resolutions

The overall positive outcome rate across the MPS for the same period is 28.1%.

For comparison Tower Hamlets positive outcomes overall is 26.5%, Lambeth - 23.7%, Newham - 27.2%, Waltham Forest - 22.4%, Haringey - 27.4 and Islington - 29.7%.

Trends in Stop and Search

Search powers are covered by various pieces of legislation and officers are required to record which legal power they have used when conducting a search. Over the past year, in Hackney, half of the searches carried out have been for drugs. The chart below outlines what reasons officers have searched individuals for in the past year.

| Reason for Search | Hackney | MPS |
|-------------------------|---------|-------|
| Drugs | 50.8% | 56.7% |
| Weapons | 25.3% | 18.7% |
| Stolen Property | 10.6% | 11.5% |
| Going Equipped | 5.0% | 5.6% |
| Section 60 | 6.0% | 4.8% |
| Firearms | 1.2% | 0.9% |
| Fireworks | 0.2% | 0.4% |
| Criminal Damage | 0.3% | 0.3% |
| Other | 0.2% | 0.8% |
| Psychoactive Substances | 0.4% | 0.2% |

Towards the end of November, TSG were posted to Central East BCU for 4 weeks. During this posting they carried out...

939 Stops

640 Stop & Searches

149 Arrests

24 Penalty Notice for Disorder

29 Community resolutions

24 of the arrests were for Possession with Intent to Supply drugs and 29 were for Possession of Drugs.

Trends in Stop and Search - Self Defined Ethnicity (SDE)

The SDE appearance of those searched in Hackney for all reasons between January and December 2018 is split as follows -

| SDE | Hackney | MPS |
|-------|---------|-----|
| White | 27% | 36% |
| Black | 55% | 43% |
| Asian | 15% | 17% |
| Other | 3% | 4% |

The SDE appearance of those searched under Section 60 authorisations between January and December 2018 is split as follows -

| SDE | Hackney | MPS |
|-------|---------|-----|
| White | 23% | 20% |
| Black | 61% | 67% |
| Asian | 11% | 11% |
| Other | 4% | 2% |

Ethnic Appearance of individuals living in Hackney (2011 Census) -

White - 54.7%

Black - 23.1%

Asian - 10.5%

Other - 11.7%

Trends in Stop and Search - Self Defined Ethnicity (SDE)

In Hackney over the past 12 months there have been 946 suspects who have been witnessed as having used or been in possession of a knife during the commission of a crime.

Below show the ethnic appearance of these suspects;

| Suspects EA | Number of Suspects | % Share |
|------------------|--------------------|---------|
| Unknown | 18 | 1.9% |
| White European | 193 | 20.4% |
| Dark European | 68 | 7.2% |
| Afro Caribbean | 595 | 62.9% |
| Asian | 47 | 5.0% |
| Oriental | 7 | 0.7% |
| Arabian/Egyptian | 18 | 1.9% |

These figures do not represent the number of individuals charged with knife crime offences but how they were first described by witnesses and or victims.

Trends in Stop and Search - Self Defined Ethnicity (SDE)

In Hackney over the past 12 months there have been 939 suspects who have been suspected of a crime involving cannabis. Whether this be simple possession or Possession with Intent to Supply.

Below show the ethnic appearance of these suspects;

| Suspects EA | Number of suspects | % Share |
|------------------|--------------------|---------|
| Unknown | 1 | 0.1% |
| White European | 142 | 15.1% |
| Dark European | 99 | 10.5% |
| Afro Caribbean | 545 | 58.0% |
| Asian | 114 | 12.1% |
| Oriental | 13 | 1.4% |
| Arabian/Egyptian | 25 | 2.7% |

These figures do not represent the number of individuals charged with cannabis offences but how they were first described by witnesses and or victims.

Trends in Stop and Search - Self Defined Ethnicity (SDE)

In Hackney over the past 12 months there have been 375 suspects who have been suspected of a crime involving Class A Drugs. Whether this be simple possession or Possession with Intent to Supply.

Below show the ethnic appearance of these suspects;

| Suspects EA | Number of Suspects | % Share |
|------------------|--------------------|---------|
| Unknown | 1 | 0.27% |
| White European | 107 | 28.53% |
| Dark European | 26 | 6.93% |
| Afro Caribbean | 184 | 49.07% |
| Asian | 47 | 12.53% |
| Oriental | 3 | 0.80% |
| Arabian/Egyptian | 7 | 1.87% |

These figures do not represent the number of individuals charged with Class A Drug offences but how they were first described by witnesses and or victims.

Stop and Search - Section 60 Authorisations.

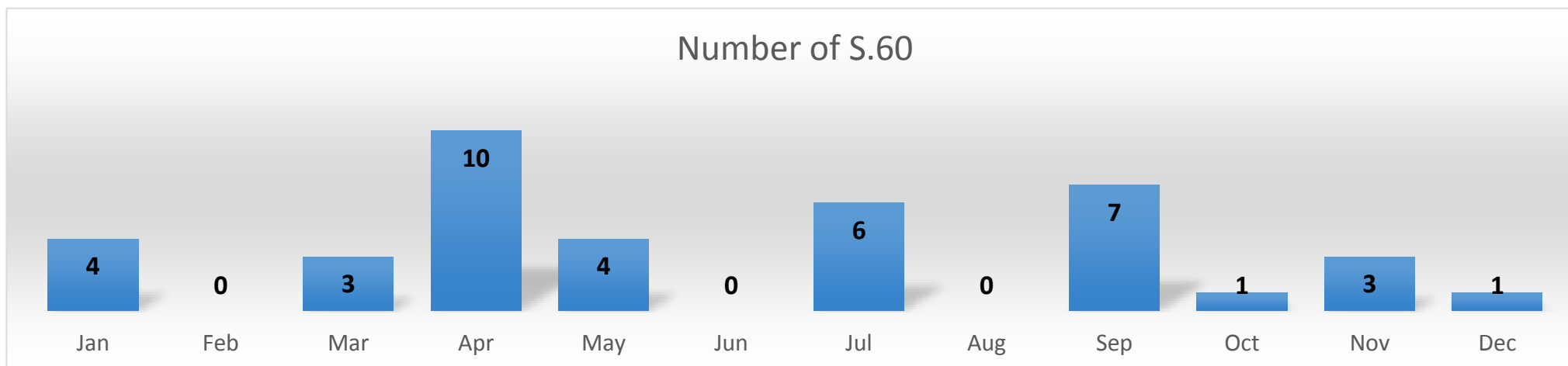
Section 60 Criminal Justice and Public Order Act 1994 - **Power to stop and search in anticipation of, or after, violence.**

Between January and December 2018 Hackney had 39 Section 60 authorisations. 12 of those were borough wide and 27 were for localised areas only. Hackney has had the second highest number of total authorisations behind Newham with 51.

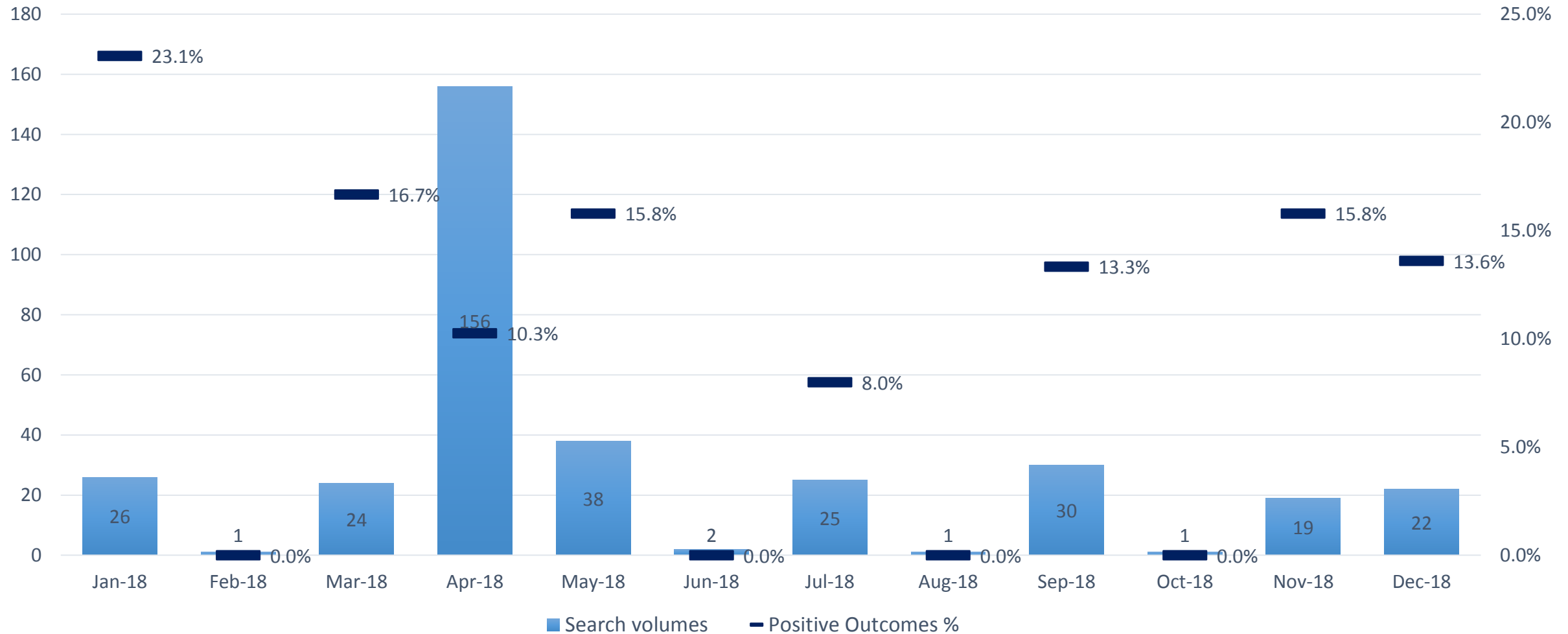
The MPS total over the year is 359. (107 borough wide and 252 for localised areas.)

In total, over the 12 months, 345 searches under Section 60 were carried out in Hackney. The overall level of positive outcomes was 12.8% this is compared with 12.3% for the MPS.

At 27, along with Waltham Forest, Hackney have had the most localised section 60s authorised however Newham have had the highest total number at 51 with 46 of those being borough wide.

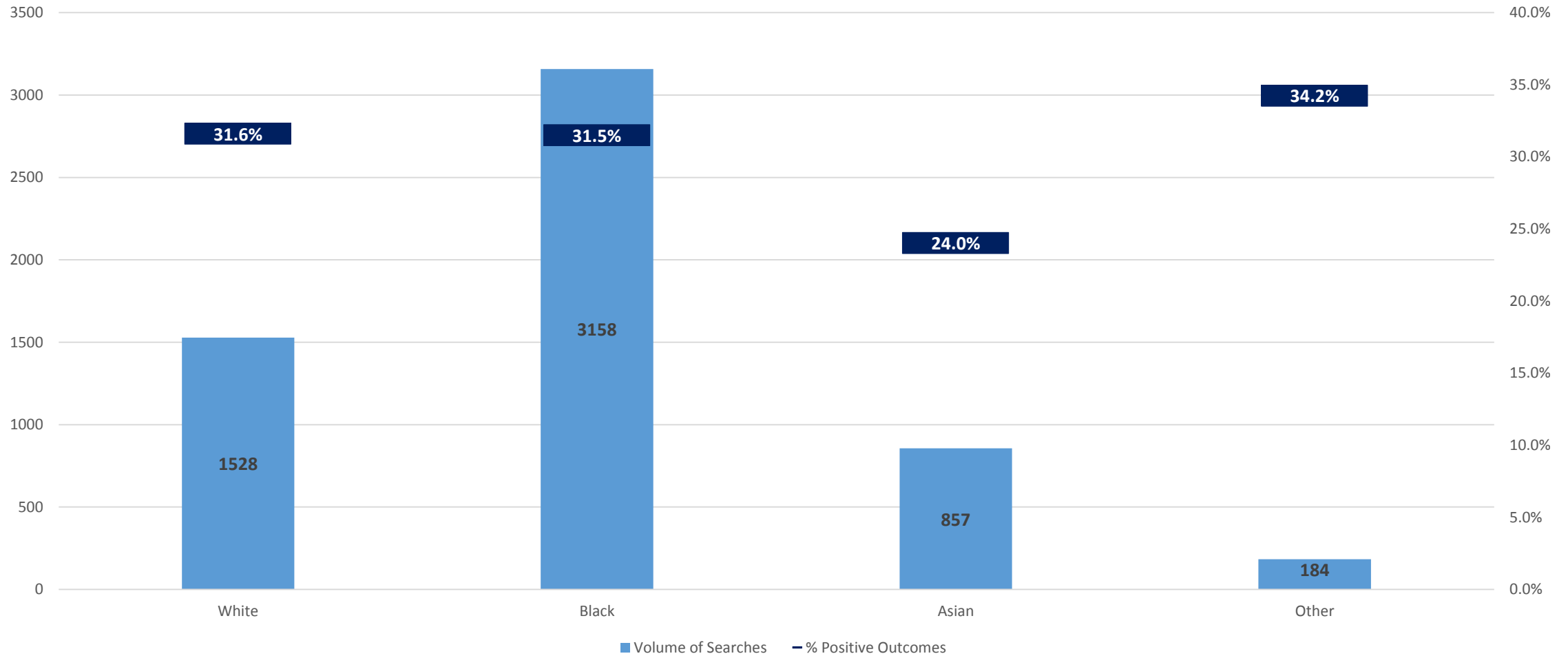


Stop and Search - Section 60 Authorisations Cont.



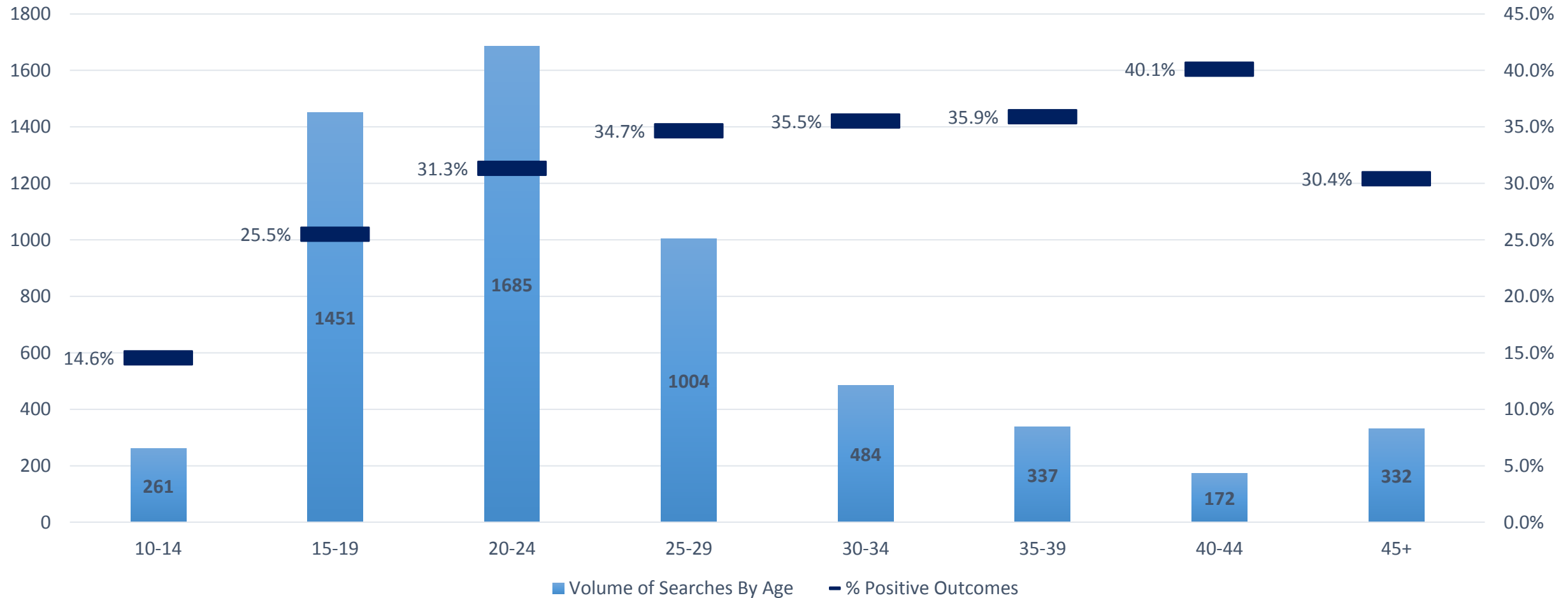
Trends in Stop and Search - Positive outcomes by Ethnicity

Hackney - Overall positive outcomes by Ethnicity.



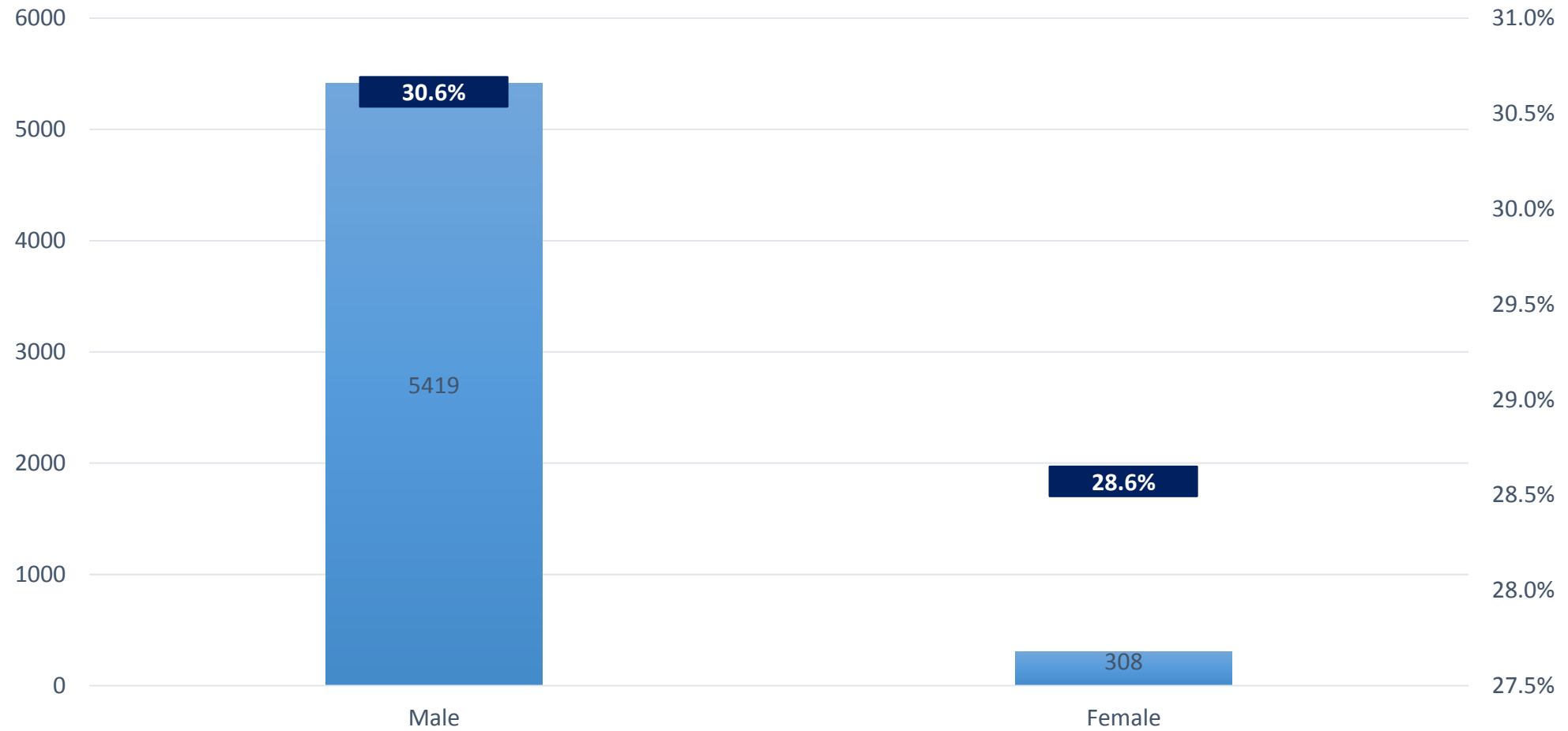
Trends in Stop and Search - Positive outcomes by Age

Between January and December almost 55% of all searches were carried out on individuals aged between 15-24. Those aged 20-24 are the most searched age bracket.



Trends in Stop and Search - Positive outcomes by Gender

Males were more than 18 times more likely to be searched than females.



Trends in Stop and Search - Positive Outcomes Different Groups

