

















NOTES:
 1. This drawing is the property of fabrik. It must not be copied or reproduced without written consent. Only
 fabricators are permitted to be taken from this drawing. All dimensions are in millimetres and the responsibility for
 any errors or omissions remains with the client for the duration of the drawing.

Legend

-  Application boundary
-  Proposed Trees
-  Trees to be retained
-  Lawn grass
-  Elevated grass mounds
-  Meadow grass / swale
-  Shrub planting
-  Native planting
-  Proposed hedgerows
-  Vehicular tarmac
vehicular sub base to Engineer's details
-  Retain bound gravel
pedestrian sub base to Engineer's details
-  Breeding gravel with timber edge
pedestrian sub base to Engineer's details
-  Block paving -
600 x 300 / 240 x 140 / 200 x 100 x 80/55mm
La Linear (By Marshalls or similar approved)
-  Side paving
200x100/50mm
-  Conservation (By Marshalls or similar approved)
-  Granite setts -
200x100/50mm



No.	Date	Attachment to architect drawings	Name
A.			
Revisions			
1	01/10/20	Woodberry Down - construction	Architect/Builder, Judd/Reed 08 01
2	04/01/21	Copy of A_030100.dwg	
3	01/02/21	Woodberry Down Working Drawings	Architect/Reed 09 02 21/09/2024
4	11/02/21	Copy of A_030100.dwg	

fabrik
 First Floor Studio
 100 Woodberry Lane
 Epsom Surrey
 SE1 1BE
 T: 0207 6207453
 F: 0207 2619126
 W: www.fabrikuk.com

Project
 Kick Start Site One, Woodberry Down
 for Berkeley Capital

Drawing
 Colour Masterplan

Scale
 1:500@A1

Date
 Feb'09

Drawn
 SOC

Revision
 A.

Drawing No.
 D1398.L100

Legend

- Preliminary
- Issued for Planning Approval
- Issued for Design/Information
- Issued for Tender
- As Built

Drawing sheet size - A1